

# LEX72 Order Form

Date \_\_\_\_\_  
 AVFI Sales REP \_\_\_\_\_  
 Customer Signature \_\_\_\_\_

Quote No. \_\_\_\_\_  
 Customer No. \_\_\_\_\_  
 AVFI No. \_\_\_\_\_

Office Use Only

To generate your order form, please refer to the information provided below to insert the alphabetic and/or numeric code in the respective category boxes. Please note that without this filled out Order Form, your purchase **cannot** be processed.

1	2	3	4
Product Model	Finish	Chargeable Accessories (One Code Per Box)	Custom Cutouts
<b>LEX72</b>			

### 1 Product Model



Code **LEX72**

### 2 Choose Product Finish

**Standard Finishes**

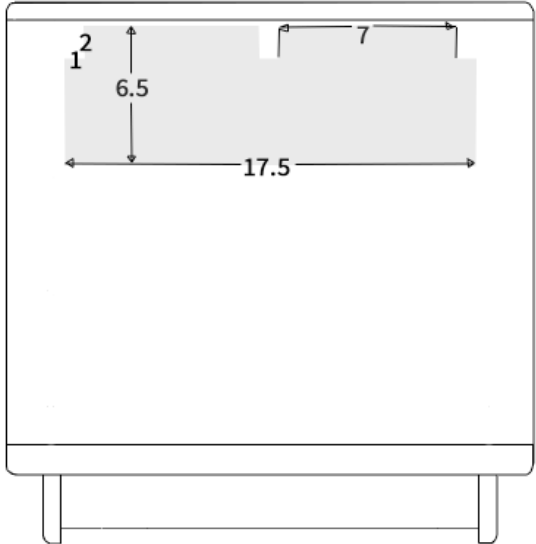
						
<b>CLT</b>	<b>RCT</b>	<b>SGT</b>	<b>FMT</b>	<b>CJT</b>	<b>HCT</b>	<b>ART</b>
						
<b>BRT</b>	<b>ELT</b>	<b>EBT</b>	<b>CWT</b>	<b>BAT</b>		

### 3 Chargeable Accessories (Check all that apply)



Code <b>O0</b>	No Accessories	Qty _____
* Code <b>D1</b>	<b>MIC-18</b> MX418 S/C Microphone	Qty _____
* Code <b>D2</b>	<b>LIGHT-18</b> Gooseneck Light	Qty _____
* Code <b>D3</b>	<b>FM3</b> Timer/Clock	Qty _____
* Code <b>E1</b>	<b>PB 6</b> Outlet Power Bar	Qty _____
* Code <b>E3</b>	<b>CUB3</b> Round Cable Well	Qty _____
* Code <b>E4</b>	<b>SF-PB3</b> 3 Outlet Power Bar	Qty _____
* Code <b>E5</b>	<b>CUB5</b> Black Round Cable Well	Qty _____
* Code <b>E6</b>	<b>CUB5</b> Silver Round Cable Well	Qty _____
* Code <b>E7</b>	<b>PC-PATCH</b> Power-Data Module	Qty _____
* Code <b>EA</b>	<b>CUB4S</b> Silver Power Panel	Qty _____
* Code <b>EB</b>	<b>CUB4B</b> Black Power Panel	Qty _____
* Code <b>EF</b>	<b>CHGQIB</b> Wireless Charging Station, Black	Qty _____
* Code <b>EJ</b>	<b>CUB22</b> 3 Module Power Panel (Black)	Qty _____
* Code <b>EK</b>	<b>CUBM3</b> 3 Module Power & Data Panel (Black)	Qty _____
* Code <b>EL</b>	<b>CUBM4</b> 4 Module Power & Data Panel (Black)	Qty _____

### 4 Custom Cutout Option (Extra charges will apply)

Please indicate custom cutout location on the drawing below



Code **CO** No Custom Cutout  
 Code **CC** Custom Cutout (Specify on Cutout Area Above)

 cutout Area (0.0" W x 0.0" D)  
 cutout Area (0.0" W x 0.0" D)

\* Cutout Required (Extra Charges will apply)

Comments (Please use this section to provide additional information)

---



---



---

### Notes

**CAD Drawings/Symbols**  
 CAD drawings are available by request at [sales@veggroup.net](mailto:sales@veggroup.net)

**Custom Cutouts** Estimated lead time within 20 business days from receipt of P.O. and signed drawings.

**Customizations**  
 Modifications to design such as shape and/or size variations have to be quoted on a per case basis and are applicable for quantities of 10+ only.